



P.O. Box 1944 • Glenwood Springs, Colorado 81602 • 970-945-2431 • Colorado Wats 1-800-332-4920 • FAX 970-945-8245

November 28, 2001

City of Glenwood Springs
806 Cooper Avenue
Glenwood Springs, Colorado 81601

Attention: King Lloyd

Dear King,

Following is our itemized estimate for the structural scour remediation for cap of the 27th street bridge.

• Steel sheeting 320sf @ \$15.00 sf	\$ 4,800.00
• Steel bracing & beams 1 ls @	\$ 3,500.00
• Boom Truck 16hrs. @ \$ 120.00 hr	\$ 1,920.00
• Backhoe 2 weeks @ \$ 2,000.00 wk	\$ 4,000.00
• Compressor 1 week @ \$ 450.00 wk	\$ 450.00
• Crane 12 hrs @ \$ 250.00 hr	\$ 3,000.00
• Air-lift 1 ls @ \$ 300.00	\$ 300.00
• Pick-ups 2 ea 40 hrs @ \$ 15.00 hr	\$ 1,200.00
• Welder & small tools 1 ls	\$ 500.00
• Concrete 13 cy @ \$ 125.00 cy	\$ 1,625.00
• Concrete pumping 8hrs @ \$350.00 hr	\$ 2,800.00
• Straw bale containment	\$ 250.00
• Labor 3 men 40 hrs ea. @ \$32.00 hr	\$ 3,840.00
• Labor 2 men 20 hrs ea. @ \$32.00 hr	\$ 1,280.00
• Design, plan, permit 16hr @ \$125.00	\$ 2,000.00
• Office overhead @ 10%	\$ 3,146.00
Estimated Total	\$ 34,611.00

- Mobilization
- Mobilization - 5 days?
- Mobilization - 8 hrs.?

Mobilization seems high - is this sheet estimate or actual

1700

2000

1500

1400

388
5288 - Deduct

38000


- 3288

34712

Should any further information be required please do not hesitate to call.

Sincerely,

Ray Schmahl
General Manager



P.O. Box 1944 • Glenwood Springs, Colorado 81602 • 970-945-2431 • Colorado Wats 1-800-332-4920 • FAX 970-945-8245

July 30, 2001

City of Glenwood Springs
806 Cooper Avenue
Glenwood Springs, Colorado 81601

Attention: Larry Thompson

Dear Larry,

Following is our scope and schedule of values for the bridge deck preliminary engineering. The detailed scope from Finley McNary is attached also. We request a two week billing cycle for the duration of the preliminary engineering phase.

The scope and schedule of values for the scour portion of the project unfortunately is forthcoming. We have established a method for determining pile lengths but have not yet estimated the cost for that investigation. We hope to be able to submit a scope and schedule for the scour portion of the project by 8/1/01. We have divers scheduled for Wednesday 8/01/01 at 8:00AM.

Should any further information be required please do not hesitate to call.

Sincerely,

A handwritten signature in black ink, appearing to read "Ray Schmahl". The signature is fluid and cursive.

Ray Schmahl
General Manager

Do a letter
to proceed
~~Done~~

EXHIBIT B

Payments to ENGINEER for Design Professional Services and Reimbursable Expenses

Article 7 of the Design Subagreement is supplemented as set forth below.

Lump Sum Method of Payment

ARTICLE B7 – ENGINEER’S COMPENSATION

B7.01 *Methods of Payment for Basic and Additional Services and Reimbursable Expenses of ENGINEER*

A. *For Basic Services.* DESIGN/BUILDER shall pay ENGINEER for Basic Services as follows:

1. *General.* A Lump Sum of \$37,500 for all Design Professional Services and related Reimbursable Expenses of ENGINEER including services of ENGINEER’S Consultants. The Lump Sum includes labor, overhead, profit, and Reimbursable Expenses. These lump-sum amounts are to be paid as follows:

Notice to Proceed: \$12,500
Completion of Preliminary Design: \$25,000

B. *For Additional Services.* DESIGN/BUILDER shall pay ENGINEER for Additional Services as follows:

1. *General.* For services of ENGINEER’S employees engaged directly on the Project and performed or furnished pursuant to Article 4 (except services as a consultant or witness under paragraph 4.07.A), the attached lump-sum manhour billing rates will be used plus related Reimbursable Expenses.
2. *ENGINEER’S Consultants.* For services and related Reimbursable Expenses of ENGINEER’S Consultants performed or furnished pursuant to Article 4, the sum billed to ENGINEER therefore times a Factor of 1.10.

3. *Serving as a Witness.* For services performed by ENGINEER’S employees as consultants or witnesses in any litigation, arbitration or other legal or administrative proceeding under paragraph 4.07.a, at the rate of \$2,000 per day or any portion thereof (but compensation for time spent in preparing to appear in any such litigation, arbitration or proceeding will be on the basis provided in paragraph B7.091.B.1). Compensation for ENGINEER’S Consultants for such services will be on the basis provided in paragraph B7.01.B.2.

4. *Man-Hour Billing Schedule.* The following billing rate will be used for additional services, as requested and covered by Supplemental Agreement:

Principal Engineer	\$150.00 per hour
Senior Bridge Engineer	\$120.00 per hour
Bridge Engineer	\$95.00 per hour
Bridge Designer	\$75.00 per hour
Senior Technician	\$85.00 per hour
Technician	\$70.00 per hour
Detailer	\$55.00 per hour
Clerical	\$40.00 per hour

These billing rates include overhead, fringes and operating margin. Billing rates will be escalated by six percent (6%) annually, at the midpoint of the 2002 calendar year.

Any direct reimbursable expense incurred will be invoiced at cost, plus 10%

B7.02 *Other Provisions Concerning Payments*

- A. *Preparation of Invoices.* The portion of the sum billed for ENGINEER’S services which is the charge on account of the Lump Sum will be

based upon ENGINEER's estimate of the proportion of the Basic Services actually completed at the time of billing. That portion which is to be billed on account of the Direct Labor Costs times a Factor Method of Payment will be based on the Direct Labor Costs of the cumulative hours charged to the Project by all of ENGINEER's employees during the period of billing. Applicable Reimbursable Expenses and ENGINEER's Consultants' charges (when appropriate) will be properly itemized and billed as well.


B. *Payments Upon Termination.* In the event of termination, ENGINEER will be paid as follows:

1. For Basic Services, the sum billed will be based upon ENGINEER's estimate of the

proportion of the Basic Services actually completed at the time of termination; and

2. For Additional Services, the sum billed will be on the basis of Direct Labor Costs times the Factor of paragraph B7.01.B.1 for Additional Services performed or furnished prior to the date of termination by ENGINEER's employees engaged directly on the Project. Applicable Reimbursable Expenses and/or ENGINEER's Consultants' charges shall be computed and paid in a similar manner.

C. *Interest.* The interest rate applicable to paragraph 7.02.B. is 12% percent per annum.



P.O. Box 1944 • Glenwood Springs, Colorado 81602 • 970-945-2431 • Colorado Wats 1-800-332-4920 • FAX 970-945-8245

August 10, 2001

City of Glenwood Springs
806 Cooper Avenue
Glenwood Springs, Colorado 81601

Attention: Larry Thompson

Dear Larry,

Based upon the preliminary engineering for the Bridge Design phase of the 27th Street Bridge Project we have identified what we believe to be the best solution to the bridge deck improvement. Following is our revised proposal price for that scheme essentially identified as a 38'-0" x 7" thick cast in place concrete deck.

- Bridge Mobilization \$ 40,000.00
- Scour Mobilization \$ 20,000.00
- Bridge Design (prelim.) \$ 37,500.00
- Bridge Design (cons't.) \$ 37,500.00
- Bridge Construction \$ 550,000.00
- Scour Design (prelim.) \$ 14,000.00
- Scour Design (cons't.) \$ 26,000.00
- Scour Construction \$ 159,000.00


Total Revised price \$ 884,000.00

Should any further information be required please do not hesitate to call.

Sincerely,

A handwritten signature in black ink, appearing to read "Ray Schmahl". The signature is fluid and cursive, written over the printed name.

Ray Schmahl
General Manager



Bridging Challenges with Solutions

August 10, 2001

Hand Delivered

Mr. Larry Thompson, P.E.
City of Glenwood Springs
806 Cooper Avenue
Glenwood Springs, CO 81601

RE: **Preliminary Design Studies**
27th Street Bridge Rehabilitation
Glenwood Springs, Colorado
FM Project No. 101-9570

Dear Larry,

We have completed our preliminary studies regarding options for replacing the deck on the 27th Street Bridge. We investigated replacing the steel grid deck with a new steel grid, a new exodermic deck, and a full depth concrete deck. We also investigated the feasibility of adding a new pedestrian bridge under the existing 27th street Bridge. The relative merits of the three bridge decks studied, as well as the concept for the pedestrian bridge are included on the attached drawings. Our conclusions and recommendations are as follows:

Bridge Deck: We have determined that a full depth, concrete deck with a thickness of 7" is feasible and within the strength limits of the existing bridge. The total width of the bridge can be up to 38'. This width gives the City a number of options for traffic and pedestrian uses.

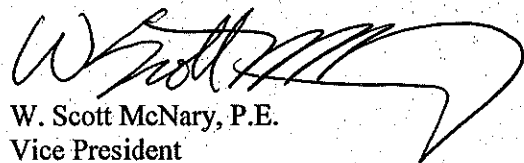
Pedestrian Bridge: We believe that a separate pedestrian bridge can be supported beneath the existing 27th street bridge on the column cross ties with minimal strengthening. This bridge could be designed to tie into the existing trail system.

We are in the process of evaluating the foundations under the main piers. Preliminary indications are that the piling is adequate under these piers.

We look forward to moving forward with you on the rehabilitation project.

Sincerely,

FINLEY McNARY ENGINEERS, INC.



W. Scott McNary, P.E.
Vice President

Attachments

Copy: Ray Schmahl, BTE,
R. Craig Finley, Jr., P.E.
Thomas W. Stelmack, P.E., S.E.